

Santa Clarita Valley Garden Railroad Club



NEWSLETTER

Santa Clarita, California

February, 2017

February Meeting Grand Panda

23802 LYONS AVE, NEWHALL, CA 91321
661-253-1898

Monday, February 27, 2017

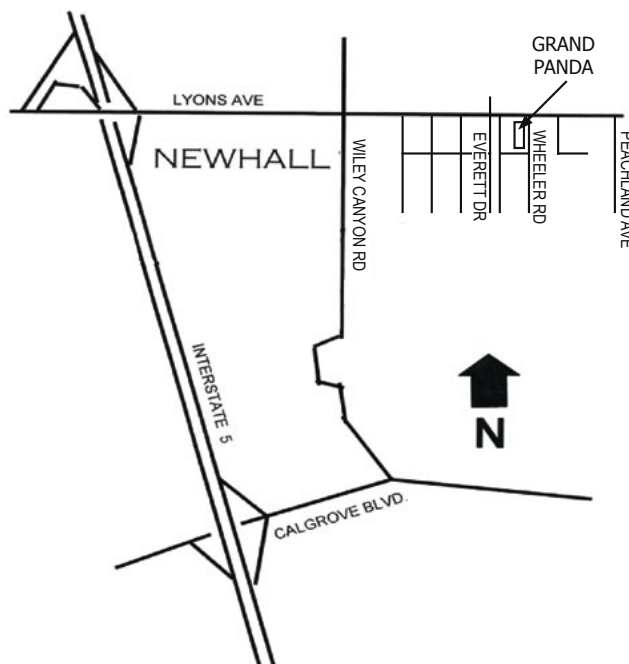
Dinner at 6:30 PM — Meeting at 7:00 PM

Please **RSVP** to carlabb@earthlink.net so that the restaurant can set aside enough table space for our members.

DIRECTIONS

Traveling north or south on 5 Freeway, exit at Lyons Ave/Pico Canyon Rd. Turn east on Lyons Ave and continue 0.8 miles to 23802 Lyons Ave, Grand Panda restaurant on right just before Wheeler Road.

From east end of Santa Clarita, Grand Panda can be reached by going west on Soledad Canyon (or your road of choice) to left at Bouquet Canyon. Continue south as Bouquet Canyon becomes Railroad Ave. Turn left onto Oak Ridge Dr, then right on Via Princessa as it becomes Wiley Canyon Rd. Take Wiley Canyon Road to Lyons Ave. Left on Lyons. Continue 0.4 miles to 23802 Lyons Ave, Grand Panda restaurant on right just before Wheeler Road.



Starting a new winter tradition, we will meet again at the Grand Panda, a Chinese restaurant recommended by multiple club members.

Club member Gene Rizzardi will be bringing some examples of his railroad modeling and will talk about model-making in the movie industry. There will be club business to discuss as well. And, of course, we would love to see what **you** have been working on. See you there.



www.facebook.com/scvgrc



The Presidents Corner

By Grant Sweer

Hello All,

We had a great meeting at Grand Panda last month with wonderful food and conversation. During the meeting, Jenny realized she had to freshen up. With a line of people on both sides of the bench seat we were sitting on, Jenny determined that the fastest route was to travel under the table! So to the comedic relief of everyone involved, she did. Alan Wright was not quite sure what to make of my wife emerging beside him from under the table. I do not think Monte Python could have written a better skit. Fortunately for us no one laughed a noodle through their nose. That was a concern.

To prevent this from happening again and not risk noodle reputations, Grand Panda has offered a larger room for gatherings if we can all RSVP for the next meeting — where (we hope) crawling under tables will not be needed. As much as some of you may want to see Jenny crawl under a table or watch a noodle transport through a nose while uncontrollably laughing, lets have a heart and RSVP for the next meeting February 27th. I thank you, Jenny definitely thanks you, and I will not speak for the noses.

Well I come to you all with some bittersweet news. I have accepted an offer in Huntsville, Alabama. This is an extremely hard decision that I had to make, torn between my occupational needs to support my family, and my extended family in the Santa Clarita Garden Railroad Club, the Garden Railroad people of Southern California, and of the West Coast. Jenny and I feel fortunate and blessed to have the opportunity to meet all of you and to enjoy sharing the hobby and stories with you. We will sorely miss being with you in California.

I have *always* said that the garden railroad people are the most friendliest, honest, genuine, hospitable people I have ever had the pleasure to know. There is a second part to this, but that is usually shared in person to eliminate any misunderstandings.

There are no garden railroad clubs within 100 miles of Huntsville. However I did hear about one person who does have a garden railroad, so the way I see

it, two people is the least you need to start a club and we will see what happens from there. My new job will keep me busy for the first year because those toys are really cool and I will have a steep learning curve. When I get a better handle on things, I will get back more into the hobby. What will give me my much-needed train fix in the meantime is to read about your adventures in the railroad club newsletter.

I do want to have one more train play day before we go and it might be on the Sunday, March 12th. We will let you know as we get closer to the date. Sorry to announce that there will be no train-related sales; it's all going with us.

We are also going to need a volunteer for the new Club President. I have talked to a couple of people about taking on the position and now it will be asked of all the members. As a non-retired train club president, I do want to say that this is the most manageable club to run since the board members are enthusiastic and enjoy the participation. Please let me and/ or Carla know if you would enjoy this position.

I look forward to seeing you all at Grand Panda on the 27th.

Keep them rolling! and this is the last mention about the noodle... maybe.

Grant Sweer

And now for Cats on Tracks!



"I AM off the tracks!"

CLUB NEWS

February Meeting at *new location Grand Panda, Newhall* on February 27 at 6:30 PM Dinner, 7:00 PM Meeting : Gene Rizzardi will be discussing his 30 years of studio model-making work. It should make for an interesting evening. Bring along your show & tell works-in-progress to share.

March/April Field Trip to Fullerton Train Museum morning of Saturday, April 1, 2017: The Southern California Railway Plaza Association (scrpa.net) in Fullerton has set up the Fullerton Train Museum at the east end of the Fullerton Train Station. Three cabooses (1929, 1942 & 1961) and two differently configured lounge cars (1949) show the variety of train equipment styles. We'll meet with a docent for our tour in the morning and then plan on lunch at The Old Spaghetti Factory in the old Union Pacific Station (1923).

Event Suggestions Wanted: Let me know if you want have an open house/train play day any weekend. Also suggest what rail-related places in the greater LA area you would like to see, workshop topics you would like information about or if you would like to host the club or lead a workshop in the coming months. Let's continue enjoying our railroad hobby! – Carla (carlabb@earthlink.net or 818-992-6377) **www.facebook.com/scvgrc**

2017 Santa Clarita Valley Garden Railroad Club Meetings & Events

SCVGRC Meeting	27-Feb-17	6:30 PM	Grand Panda, Lyons Ave	Newhall CA
Train Play Day	TBD-Mar-17	Afternoon	Grant & Jenny Sweer	Saugus CA
SCVGRC Field Trip	1-April-17	11:00 am	Fullerton Train Museum	Fullerton CA
SCVGRC Meeting	24-April-17	7:00 PM	Dennis & Sheri Buckley	Saugus CA
SCVGRC Field Trip	??-May-17 Sunday	10 am-4 PM	Fairplex Garden RR TBD	Pomona CA
SCVGRC Meeting	June-2017 24th or 25th	2-5 PM	Bob & Tina Frein	Northridge CA
SCVGRC Meeting	31-July-17 5th Monday	7:00 PM	Allen & Faye Fuqua	Canyon Country CA
SCVGRC Meeting	28-Aug-17	7:00 PM	Member Layout TBD	
SCVGRC Meeting	25-Sept-17	7:00 PM	Joe & Delia Caracappa	Van Nuys CA
SCVGRC Meeting	30-Oct-17 5th Monday	7:00 PM	Jim & Sandi Owens	Canyon Country CA

SANTA CLARITA VALLEY GARDEN RAILROAD CLUB Serving the Santa Clarita and San Fernando Valleys in California

Contact: Alan Wright
24403 Zermatt Lane, Valencia, CA 91355
661-287-0026 wwright735@gmail.com

www.facebook.com/scvgrc

President:	Grant Sweer	661-513-0378	661-220-9831	grantsweer@yahoo.com Grant.Sweer@woodward.com
Executive Committee:	Grant Sweer	661-513-0378	661-220-9831	grantsweer@yahoo.com
President Emeritus:	Alan Wright	661-287-0026	818-416-7173	wwright735@gmail.com
	Carla Breitner	818-992-6377	818-992-0748	carlabb@earthlink.net
	Bob Frein	818-400-8086		bfrein@gmail.com
	Gary Woolard	818-992-6377	310-880-1369	garishw2@earthlink.net
Events Chair, Photographer:	Carla Breitner	818-992-6377	818-992-0748	carlabb@earthlink.net
Newsletter Editor:	Carla Breitner	818-992-6377	818-992-0748	carlabb@earthlink.net
Newsletter Editor Emeritus:	Alan Wright	661-287-0026	818-416-7173	wwright735@gmail.com

January SCVGRC Meeting at Grand Panda



Clockwise from left around the table: *Bob Jung, Walter Scott, Grant Sweer, Cindi & Warren Vivian, Gary Woolard (top of head), Donna & Alan Wright, Allen & Faye Fuqua, Jenny Sweer, Bob Frein, Jim Owens, George McLeary*

Our first club meeting at Grand Panda restaurant was full of shared dishes, holiday stories and train talk. We asked for volunteers to hold club meetings at their houses. See the Club News calendar for dates to visit club members Dennis & Sheri Buckley, Bob & Tina Frein, Allen & Faye Fuqua, Joe & Delia Caracappa and Jim & Sandi Owens in 2017.

New members Warren & Cindi Vivian got a quick introduction to the multiple scales manufacturers use in G-gauge railroading.

Jim Owens pointed club members to a Kevin Strong article series in Garden Railways magazine on automation. Jim plans to use Kevin's suggestions in "Part V: Two Trains on One Loop" from April 2013 on his outdoor layout; we'll be checking the results out on October 30 for our Halloween meeting. Parts of the series also appeared in August 2012, October 2012, December 2012, February 2013 and June 2013.

Gary Woolard and Alan Wright encouraged new members and old to order the (searchable) 30 year DVD

Garden Railways collection available for pre-order at \$89.95 (\$3 a year!) and shipping at the end of March. Alan reminded members that they were welcome to consult his mostly-complete collection of Garden Railways; just give him or Bob Frein (who took on the title of club librarian) a call.

Our next meeting will also be at Grand Panda — and this time we are requesting a head count to work out enough seating ahead of time. Please RSVP to carlabb@earthlink.net.

Thanks.

See you at the next meeting.

2017 Railroad Related Events of interest to SCVGRC Members

	Fullerton Railroad Days	6-May-17	7-May-17	10 AM - 4 PM	Fullerton, CA	scrpa.net/sccrdays.htm
	33rd National Garden Railroad Convention	10-Jul-17	15-Jul-17		Tulsa, Oklahoma	thinktulsa17.com
	National Summer Steamup 2017	19-Jul-17	23-Jul-17		Sacramento, CA	summer-steamup.com

World's Greatest Hobby Show at Fairplex

World's Greatest Hobby Show Attracts a Crowd

by Carla Brand Breitner



This traveling all-scale train show stopped at Fairplex in Pomona for the first time as it tours different regions of the country once every five years. Look for the show to return in 2022 since it attracted over 10,000 people on Saturday and a sizable crowd all day Sunday. G-scale manufacturers Bachmann, MTH, and PIKO had displays as did smaller scale manufacturers Lionel and Athearn. Bridgemaisters, Gold Coast and Upland Trains had good buys on LGB, USA Trains, Bachmann and Bachmann Spectrum equipment. Look for Bachmann Eggliners coming very soon and more G-scale announcements in the pipeline.



continued on page 8

Freight Depot Facade Project

December 2016-January 2017

by Bob Frein

In the summer of 2016, I built a small station for my railroad. Nothing fancy, took some scraps of redwood and cedar I had laying around and threw something together. Because I only have one area on my small railroad for buildings, and it happens to be up against a fence, facades are a must. After a few months of looking at the station, I decided I needed another building and this time it was going to be a freight depot.

I started out with cedar fence boards, ripped them down to the basic frame and sanded the exterior. I made openings for a door and a larger "barn type" door. I used some redwood bender board for the roof and platform overhang. I made the platform out of cedar as well and used redwood for the legs. The regular door is made from coffee stirrers and I have a jig for making that size door.

The platform is 16" long x 7.5" deep. The depot is 12" long x 3.75" deep and 10" tall.

I decided I wanted "board and batten" siding for the depot. I went to my local hobby shop and got strips of balsa and bass wood and applied them with glue. I added supports made of redwood to the overhang. At this point I stained the platform with an oak stain I had laying around. I also added cross support members to the platform.

Next I painted the entire depot (both sides) with a white, exterior, oil based primer.

I then hit the exterior with a coat of black paint so the white primer wouldn't show through, and it would dull the first coat of red paint that I put on. This red came out a bit brighter than what I wanted, but it works. The second coat, I added a little black to change the color a bit. I didn't like it so I did one more coat of the actual red color. I painted the trim white...barn colors as one friend said...but hey.... my railroad...my rules!

Now it was time to add the shingles. I ran a cedar fence board through the table saw about 1/8 of an inch wide. Once I had a 5 foot strip, I used clippers to cut them into 1-1/2" sections.

I glued those onto the redwood roofing. I tried to vary the color and shape a bit to give it a more realistic look. This took the most time of the project....probably 3 hours or so.



For the overhang, I cut the cedar strips on the band saw to give it a different look.




continued on page 7


Freight Depot Facade Project continued

Time for some lights. In my station, I used a 20 LED, battery-powered light set. It worked pretty well, but 20 lights was way too much and the LED's were bright white. After Christmas, I found 20 LED, Warm White, sets at OSH... on sale no less. I picked up a few of those and decided to give them a try. The warm white LED is much better than the bright white LED.

As for light fixtures, I walked up and down every aisle at Hobby Lobby and couldn't find what I was looking for. At Lowe's, I found 1/4" copper tubing end caps. I drilled a small hole for the LED light to fit through and glued them to the building over the door and on both sides. Not only does it direct the light downward, the copper adds a really warm glow, especially with the warm white LEDs.



Under the overhang in front of the barn door, I glued a 2" x 1.5" piece of aluminum foil as a reflector to diffuse light. I then drilled a hole to pop



through an LED that you can't see, but it casts a nice warm glow over the barn door and platform.

Some framing trim on the barn doors finished the facade. Total cost for this project: less than \$10 and about 5 hours of my time. Currently, I am rebuilding the station and hope to finish it in the coming months.



Fairplex Garden Railroad

The Volunteers at the Fairplex Garden Railroad rolled out long trains on the mainlines, mountain excursions through the San Gabriels and viewer-controlled short steam trains in the Western town and Percy & James on the Thomas the Tank Engine loops. Visitors circled the railroad with viewers of all ages stopping to enjoy the trains running through models and figures illustrating the history of Southern California.



Controlling Train C in Western Town



The ready yard at Fairplex as two Big Boys come out of the engine shed.



Watching the mainline pass Mt. Lowe.



The latest vignette, Seaside: a California Coastal Community, is starting to take shape. Even the amusement arcade on the pier (a group of flats!) is under construction with windows on order in the shop.



continued on page 9

Del Oro Showcases G-Scale Trains on Old & New Modules

at the World's Greatest Hobby Show

The Del Oro Pacific Large Scale Modular Railroad has appeared at train shows up and down the West Coast for years. It's always a surprise to see how they set up and modify their modules at each event.



This year Dennis Packer created a Del Oro Chapter motorcycle clubhouse for the motorcyclists who park beside the Del Oro transport trailer.



Martin Orozco, who brought some of his Redlands produce buildings to DEAFest LA for our SCVGRC train display, has built a new model, a Tehachapi Orchards freight depot to send all that fruit to market.



SCVGRC friend, Vic Thies, pointed out an old module that hasn't been seen for a while. Alice Goode's prairie dogs were popping out of their holes again to watch the trains go by.

Plan to see Del Oro soon.



32nd National Garden Railroad Convention Snapshots

STORYBOOK LANDS & WESTERN TOWNS AT THE 32nd NGRC

by Gary Woolard

photos by Carla Brand Breitner

We'll finish our look at the towns of the 32nd NGRC with a quick glance of a couple of.. well, call them oddities or outliers that just don't fit our previous categories. For one of them, we'll head back to Jack Verducci's Crystal Springs for a look at his "Storybook Shortline."

Many of us have 'fantasy areas' of our layouts, places where Disney characters meet dinosaurs and fairy tales, and that's what Jack has done here. The trick is not just in his excellent modelling, but the realistic way he presents the fantasy scenes.



continued on page 11

32nd National Garden Railroad Convention Snapshots continued

Finally, we'll look at Bill and Sandy Ralph's Porcupine Gulch, which happened to be winner of the "Best Small Layout" contest sponsored by Garden Railways last year. A sign over the gate to the back yard reads "Porcupine Gulch, Old West Family Fun for Everyone."

The layout itself is a delightful exaggeration of the Wild West, with mining trains on spindly trestles crossing chasms past windswept spires.

Here's an 'establishing shot' Carla took from one end of the island layout...



Another view from the opposite end shows a volcano, "Old Smokey," erupting with steam, which seems to happen on a fairly regular basis.



What creates such geological turmoil? This little guy, it seems - and yes, he does appear to be cranking that handle around and around.

This is just one of the many gags scattered throughout the layout — some obvious, others requiring a bit of observation. The sign reads...



"VOLCANO OPERATIONS CENTER"

Operating the Westinghouse Firematic 4000, the Devil Himself cranks out smoke and lava for Old Smokey.

This unit's design and construction was inspired by the volcano at Knott's Berry Farm that operated for over 50 years."

This reference to Knott's Berry Farm is not just a coincidence. While we've been discussing putting towns inside our layouts, Bill Ralph went ahead and built his layout inside his very own small western town, a construction that bears no small resemblance to Knott's "Ghost Town." Take a look at this picture, pulled back a bit from our earlier establishing shots.



You might meet a few "Ghost Town" residents:



continued on page 12

32nd National Garden Railroad Convention Snapshots continued

The control shed for the Porcupine Gulch is built alongside a 10-foot high water tower.



Here's the burnt-out remains of "Lytum & Hyde Blasting Supply." Apparently somebody lit 'em.



I sat and chatted for a moment with Mr. Ralph (in the orange t-shirt) and a friend. It took me a bit to realize that this "patio" area was actually built on the remains of "Lytum & Hyde." Notice the burnt planking!



The Porcupine Gulch is full of all sorts of surprises, but I won't ruin them for you — you've got to come see them for yourself. And the same is true of all the rest of the layouts of the 32nd NGRC. Use them for inspiration — and don't miss the next Convention!



33rd National Garden Railway Convention

The Tulsa Garden Railroad Club welcomes you to the 33rd National Garden Railway Convention.

July 10th–15th, 2017

thinktulsa17.com

