

Santa Clarita Valley Garden Railroad Club



NEWSLETTER

Santa Clarita, California

November, 2016

November Meeting

At home of Allen & Faye Fuqua

19726 TERRI DRIVE, CANYON COUNTRY, CA 91351
818/294-0098

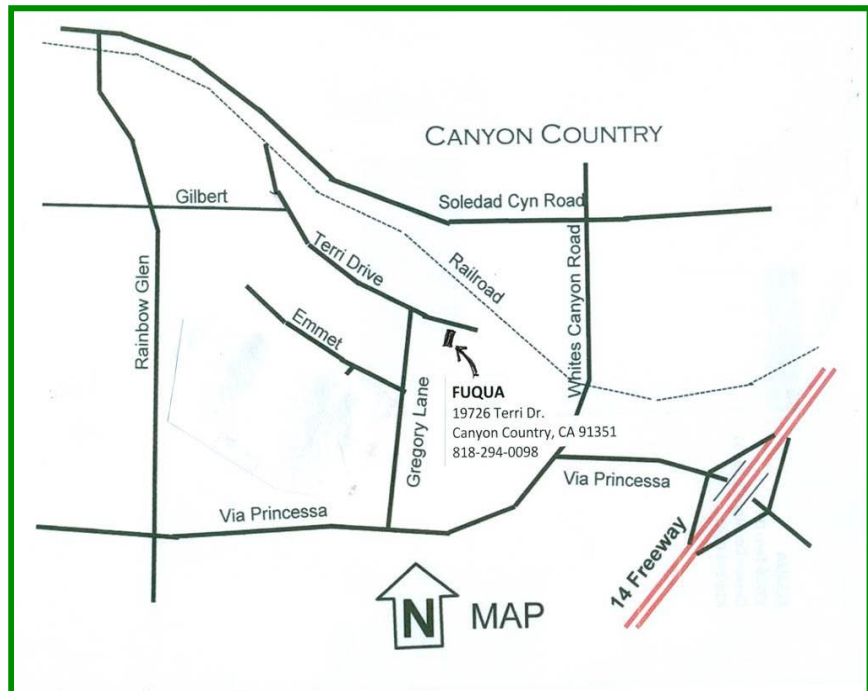
Monday, November 28, 2016

Dinner at 6:30 PM — Meeting at 7:30 PM

DIRECTIONS

Traveling north or south on 14 Freeway, exit at Via Princessa. Turn west on Via Princessa and continue to Whites Canyon, Via Princessa continues to the left. Turn right on Gregory and go up to Terri Drive. Turn right and proceed to 19726.

Traveling east or west on Soledad Canyon Road, turn at Rainbow Glen, cross the railroad tracks and proceed to a four-way stop at Gilbert. Turn left and go to Terri Drive. Turn right on Terri Drive and continue to 19726.





The Presidents Corner

By Grant Sweer

Hello all,

Well, we had another wonderful month full of trains starting out with Jim and Sandi Owens' always wonderful Halloween Railroad meeting. Jim made some changes to his highly detailed indoor Halloween tabletop layout which features Department 56-style animated, lighted buildings and two foot diameter turns. Jim also added a new volcano to the outside layout. They also graciously provided Halloween-themed hors d'oeuvres that were wonderful as always.


We also had perfect weather for a fun train play day and potluck. Everyone brought great potluck dishes and some cool trains to run. We all had fun and everyone enjoyed the tasty food. We ran trains while the sun was up. Then when the sun went down we ran the French Mikado pulling three lighted bay window European passenger cars.

Our next meeting will be at Allen and Faye Fuqua's for the meeting and dinner. They always have plenty of food and the coolest garden I have ever seen. Their indoor layout, well-displayed trains and superhero collection are always cool to see. I look forward to seeing you there!

Take care all and keep the trains rolling.

Grant Sweer

And now for Cats on Tracks!



"Tracks are more comfortable than a pillow!"

SANTA CLARITA VALLEY GARDEN RAILROAD CLUB
Serving the Santa Clarita and San Fernando Valleys in California

Contact: Alan Wright
 24403 Zermatt Lane, Valencia, CA 91355
 661-287-0026 wwright735@gmail.com

President:	Grant Sweer	661-513-0378	661-220-9831	grantsweer@yahoo.com Grant.Sweer@woodward.com
Executive Committee:	Grant Sweer	661-513-0378	661-220-9831	grantsweer@yahoo.com
	Alan Wright	661-287-0026	818-416-7173	wwright735@gmail.com
	Carla Breitner	818-992-6377	818-992-0748	carlabb@earthlink.net
	Gary Woolard	818-992-6377	310-880-1369	garishw2@earthlink.net
Events Chair, Photographer:	Carla Breitner	818-992-6377	818-992-0748	carlabb@earthlink.net
Newsletter Editor:	Carla Breitner	818-992-6377	818-992-0748	carlabb@earthlink.net
Newsletter Editor Emeritus	Alan Wright	661-287-0026	818-416-7173	wwright735@gmail.com

CLUB NEWS

November/December Meeting at Allen & Faye Fuqua's on Monday, October 28: Allen and Faye have invited the club for dinner in their fairy-lit garden. Please join other club members to celebrate the holidays, share train stories and look for new additions to Allen's superhero and train collection.

January & February Meetings at Marie Callendar's, Valencia on Monday, January 30, 2017, and February 27 at 6:30 PM Dinner, 7:00 PM Meeting : Club members are invited to share tips, show and tell train/model works-in-progress, or do a short workshop. Gene Rizzardi is working on a presentation about modeling for one of these nights. His 30 years of studio work should make for an interesting evening.

March/April Field Trip to Fullerton Train Museum morning of Saturday, April 1, 2017: The Southern California Railway Plaza Association (scrpa.net) in Fullerton has set up the Fullerton Train Museum at the east end of the Fullerton Train Station. Three cabooses (1929, 1942 & 1961) and two differently configured lounge cars (1949) show the variety of train equipment styles. We'll meet with a docent for our tour in the morning and then plan on lunch at The Old Spaghetti Factory in the old Union Pacific Station (1923).

Ideas and Suggestions Wanted: I am still looking for ideas for next year's field trips and meetings. Please let me know if there are rail-related places in the greater LA area you would like to see, workshop topics you would like information about or if you would like to host the club or lead a workshop in the coming months.

Let's continue enjoying our railroad hobby! – Carla (carlabb@earthlink.net or 818-992-6377)

2016 Santa Clarita Valley Garden Railroad Club Meetings & Events

SCVGRC Meeting	28-Nov-16	6:30 PM	Allen & Faye Fuqua	Canyon Country CA
<i>Happy Holidays!</i>				
SCVGRC Meeting	30-Jan-17	6:30 PM	Marie Callendar's	Valencia CA
SCVGRC Meeting	27-Feb-17	6:30 PM	Marie Callendar's	Valencia CA
SCVGRC Field Trip	1-April-17	11:00 am	Fullerton Train Museum	Fullerton CA

2016 Railroad Related Events of interest to SCVGRC Members

Fairplex Garden RR Public Run	11-Dec-16		11 AM - 4 PM	Fairplex Gate #1, Pomona	fgrr.org
Fairplex Garden RR Public Run	8-Jan-17		11 AM - 4 PM	Fairplex Gate #1, Pomona	fgrr.org
World's Greatest Hobby on Tour	11-Feb-17	12-Feb-17	10 AM - 4 PM	Fairplex, Pomona	wghshow.com
Fairplex Garden RR Public Run	12-Feb-17		11 AM - 4 PM	Fairplex Gate #1, Pomona	fgrr.org
Fullerton Railroad Days	6-May-17	7-May-17	10 AM - 4 PM	Fullerton, CA	scrpa.net/scrddays.htm
33rd National Garden Railroad Convention	10-Jul-17	15-Jul-17		Tulsa, Oklahoma	thinktulsa17.com
National Summer Steamup 2017	19-Jul-17	23-Jul-17		Sacramento, CA	summer-steamup.com

Halloween Haunt

by Carla Brand Breitner

Halloween came a few days early as club members joined Jim and Sandi Owens for a spooky meeting.



Jim had done a good deal of work on his outdoor layout, completing a volcano feature just before the meeting. Periodically the volcano erupted and the (steam) plume spread across the railroad; the locomotive headlight looked great cutting through the "fog."



Jim also found some "pine trees" recently, bought out the entire "forest" and set them out on the hillside in the middle of the layout. At the back, he modified the "mountain" and added more desert elements on the furthest curve. His halloween train pulling flats of costumed characters entertained club members at the meeting.



continued on page 5

October Meeting hosted by Jim & Sandi Owens' continued



Jim also had his indoor, tabletop layout running for our entertainment. This two-foot curve L-shaped railroad wraps around the dining room and features a mainline train pulling spooks, ghosts and skeleton passengers.

Jim sets up the tracks for his indoor layout and then adds the buildings and animated scenes, sliding the cords



under the tracks and out of sight. The residents move in when their settings are ready for haunting.



continued on page 6

October Meeting hosted by Jim & Sandi Owens' continued

Club members enjoyed Sandi Owens' snacks and treats (including a spice cake locomotive) as they admired Jim's railroads. At the meeting, Jim gave us a quick lesson in volcano-making and filled everyone in on the changes to the layout. He also invited club members to a Christmas open house (dates to be announced).

We discussed changing the monthly meeting schedule and decided to stay with last Monday of the month. A field trip to the new Fullerton Train



Museum at the Fullerton train station was approved.

Gene Rizzardi won the door prize, a cedarwood lumber load that Jim Owens had created from strips he milled out of a cedar block. Just set on a flat car and add a chain hold down. (See next article for instructions.)

Our thanks to Jim and Sandi for again welcoming our club to their home.



A Small Project — Flat Car Upgrade

Adding Chain Hold Downs to a Lumber Load

by Rod Hopkinson


From the Sacramento Valley Garden Railway Society Valley Flyer Newsletter 11-2016 – Used by permission.

I have three Aristocraft flat cars with lumber loads that are glued in place—hardly realistic in real life. One day while scanning eBay, I found a flat car with lumber load that had chains holding the load in place (also glued I presume).

All that was required were chains, tension springs, and some plastic sheeting to cut for cushions between the chain and the lumber. I required eleven chains—two per lumber stack/two per car, plus an odd number for my three stack flat car, and enough springs to secure each chain in place. The chains came in 12 inch lengths and were purchased on eBay—links are 6 per inch and brass.

Tools required were simple: heat gun (hair dryer may do), small diagonal cutter, small scissors, and a pair of pliers. I prepared each chain by attaching a spring on one end, making sure the second end of the spring was pried open enough to hook into the chain.

Next I cut a ¼ inch strip off the sheet of plastic—6" x 12" x 0.003". The plastic is available at my local hobby shop and on eBay. I then cut the strip into 5/8" pieces to cushion the chain as it passes over the corner of the lumber stack. I bent the plastic pieces in half—folding too much caused the plastic to break into two pieces.



Starting from underneath the flat car, I passed the chain out the hole for the post, over the lumber load, and down through the post hole on the other side of the car. I used the scissors to hold the spring and stretch the spring to hook it onto the other end of the chain. I used the pliers to re-close the end of the spring over the chain.

Excess chain was then trimmed away. Excess chain pieces were used to extend a regular chain to go over the two-stack-high lumber bundle.

I then inserted the bent plastic pieces underneath the chain as it passed over the corner of the lumber

stack. The plastic did not make a good 90 degree turn over the corner until I used the heat gun to relax the plastic. The finished upgrade was well worth the effort.

Each flat car now has had the following upgrades:


Lumber load

Metal Wheels—ball bearing Roll-EZ

Body Mounted Kadee Couplers

Chains to secure the lumber load

I am pleased with the results in spite of the fact I have probably spent more in upgrades than the original cost of the flat car.



Train Play Day hosted by Grant & Jennie Sweer

Diesel to Porter: All Trains Welcome

by Carla Brand Breitner

Grant and Jenny Sweer welcomed club members and friends to another pleasant "Train Play Day" Saturday, November 5. Grant started the day running his MTH Erie #5016 Triplex pulling a mixed freight hauling coal, reels of wire, generators, gravel, box cars, center I-beam flat cars and a caboose.



Left to Right: Faye & Allen Fuqua, Gene Rizzardi, Bob Jung (kneeling), Grant Sweer, Bruce Smith, Jenny Sweer, neighbor Lauren & her boyfriend, Sheri Buckley, Dennis Buckley, Nick Sweer & Becca

continued on page 9

Train Play Day hosted by Grant & Jennie Sweer continued

Gene Rizzardi brought his highly-detailed Porter pulling gold ore cars to circle smoothly alongside Grant's modern rolling stock, illustrating railroading then and now.



Bob Jung brought his 3-truck Shay pulling flat cars of timber to move us into the early twentieth century.



Bob Jung and Allen Fuqua look on as Grant makes a track adjustment for Bob's Shay.

Allen Fuqua came over with a Union Pacific work train that provided a bright spot of color as it ran smoothly past the towns and cities along the tracks.



During the afternoon, everyone watched the trains, chatted, snacked on nibbles and enjoyed the pleasant weather. As the sun was setting, Jenny started bringing out the pot-luck dishes from the oven and everyone settled down to enjoy dinner while watching Grant's Mikado and passenger cars with interior lights glowing in the dark.



32nd National Garden Railroad Convention Snapshots

HOTELS OF THE 32nd NGRC

by Gary Woolard

photos by Carla Brand Breitner

What better marker of civilization is there than a hotel? A place where visitors to your G-scale hamlet can rest for the night and get breakfast in the morning? A few of the “Western Main Streets” which we looked at in Part 1 included small hotels, such as Piko’s “California Hotel.” (Here’s another shot from the Elia Family RR to illustrate.)



For most small-to-average-sized layouts, this is large enough — anything much larger would overwhelm the rest of your town, or even your layout. But if your spread is big enough...

Look, for instance, at Bob and Norma Evans “Los Arabis Creek Railway,” a layout with over 1,000 feet of track. Here’s an establishing shot of the railroad...



It was started in 1994 and has gone through several revisions and rebuilds to achieve its current focus and flavor. Carla and I were lucky enough to witness all three major rebuilds, and the railroad is an object lesson in layout design.

As you can see, the “town” is distributed through the length and breadth of the layout. But if you look back in the right hand corner, you’ll see the “Arlington Hotel.”



It comes complete with guest arrivals, hanging plants, afresco dining service, and groundskeeper.

Of course, that yellow paint may have a tendency to fade in the bright California sun. Here, a couple of workers are attending to one of the hotel’s outbuildings.



Dart & Dottye Rinefort’s “OS&F RR,” by contrast, is built on a steep, shady slope. So their yellow hotel, the “Sisters Hotel”, is perhaps a bit more protected from the sun. (In the interests of editorial truthiness, I should confess that we weren’t able to get to the Rinefort’s open house this year; these photos are from an earlier visit in 2006.)

continued on page 11

32nd National Garden Railroad Convention Snapshots continued



(I suspect that by now railings have been installed around the second-floor veranda.)

The hotel has a tavern, as well as a lady's clothing boutique with merchandise on the porch.



And a courtyard in the back.



Bill and Virginia Allen's "Bill, Virginia, and Truckee RR" depicts the neighborhoods of Virginia City and Truckee; here is the Truckee Hotel as it might have appeared in the town's heyday.



Ken and Elaine Crawford's Pyramid Lake Express is a point-to-point line that runs between a small town and this resort on the lake...



Some hotels, such as the Mt. Madonna Hotel on Nigel & Margaret Mallinson's Mt. Madonna Railroad, seem to have more activity during the day.



continued on page 12

32nd National Garden Railroad Convention Snapshots continued

Finally, here's something I have not seen modeled before. Doug Fuller's elevated layout is a smaller version of what he once had running around his mobile home. And it contains the only example I've seen of an early four-story tenement.



And in the shadow of the tenement, here on the wrong side of the tracks, is an attempt at gentility.



Coming next time: Flats and really big towns.

Make your plans to see some garden railroads next year and you'll see the variety of "worlds" out there for yourself.

The Tulsa Garden Railroad Club
invites you to Tulsa in 2017

33rd National Garden Railway Convention

The Tulsa Garden Railroad Club
welcomes you to the 33rd National
Garden Railway Convention.

July 10th-15th, 2017
thinktulsa17.com



Tulsa Oklahoma
2017

Tulsa Garden Railroad Club
Tulsa OK, USA